

Self-supporting insulated steel panel from Polyurethane, equipped with 3 folds, designed for plane and tilted roofs about to be sealed. The exterior side of the panel is made from bitumen cardboard in order to facilitate subsequent sealing.

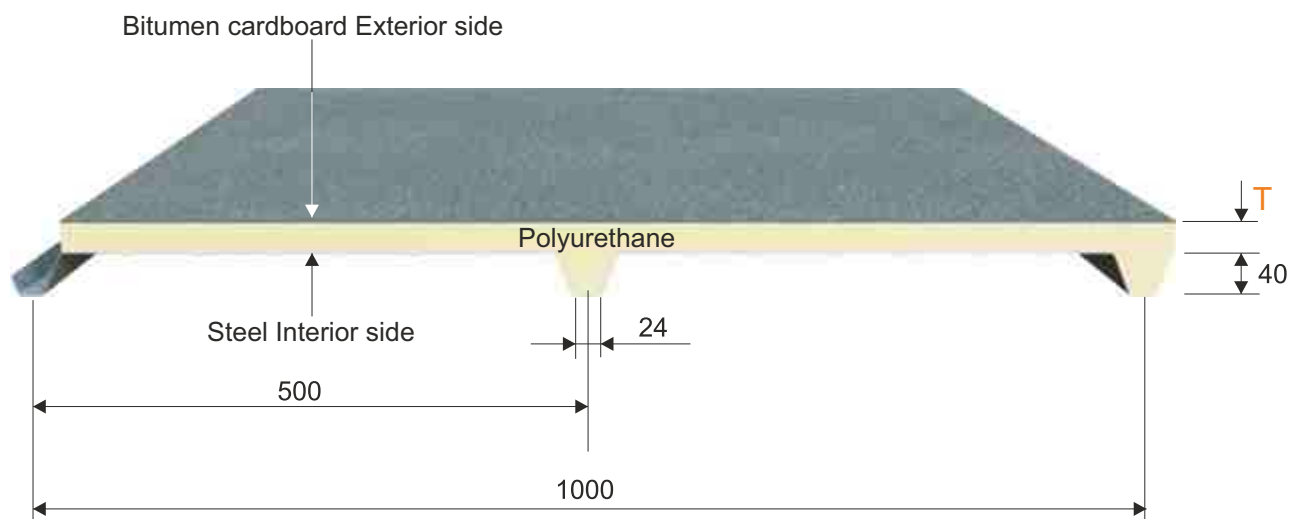
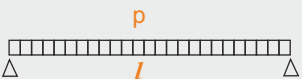
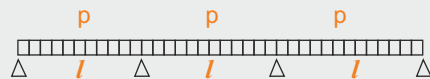


Table of admissible loads *

The sizes/in meters corresponding to the uniformly distributed p overload (daN/m²), were calculated so as to guarantee an $f < l/200$ arrow even considering the sheet as a solid section (polyurethane support was not considered) according to European norms. The values indicated for the 0.5 sheet thickness resulted from the laboratory tests.



T (mm)	Load (daN/m ²)							
	60	80	100	120	150	200	250	300
0,5	1,59	1,44	1,34	1,24	1,16	1,03		
0,6	1,72	1,56	1,45	1,38	1,26	1,16	1,06	
0,8	1,95	1,77	1,66	1,56	1,45	1,32	1,22	1,14
1,0	2,17	1,97	1,83	1,72	1,61	1,46	1,36	1,26



T (mm)	Load (daN/m ²)							
	60	80	100	120	150	200	250	300
0,5	1,95	1,76	1,65	1,55	1,44	1,29	1,17	1,07
0,6	2,12	1,93	1,79	1,69	1,57	1,42	1,31	1,22
0,8	2,41	2,19	2,03	1,92	1,77	1,63	1,49	1,41
1,0	2,67	2,43	2,24	2,13	1,97	1,79	1,67	1,57

*The company reserves the right to make the necessary modifications or improvements to its products, at any time, without being subject to prior notice.